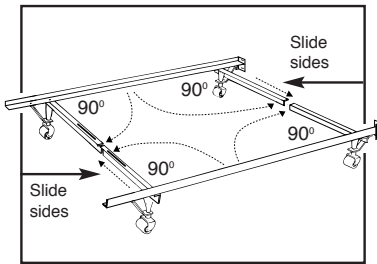
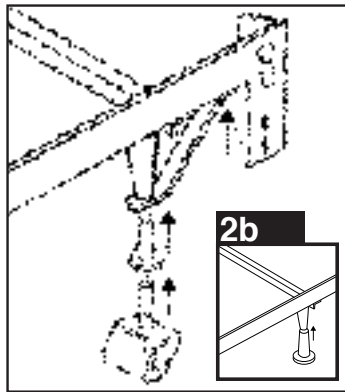


**1**



Slide small sides so that they form with the large sides a 90° angle.

**2a**



2a Fasten tightly the support bracket into the leg.  
Or 2b Install plastic glide.

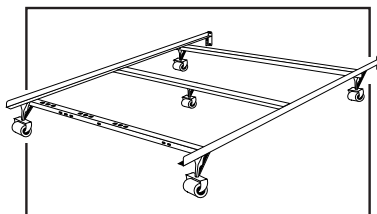
**3**

Set width as desired.

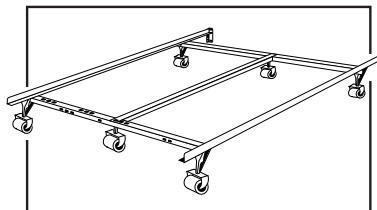
**4**

Put on plastic sockets and wheels.

**5**



#601



#711

Install the center support if included.

I  
N  
S  
T  
R  
U  
C  
T  
I  
O  
N  
S

#501