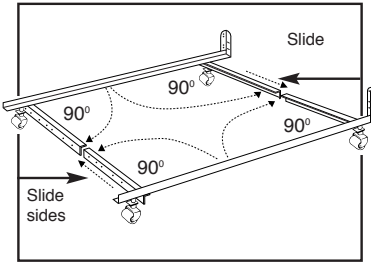


LOW PROFILE

1



Slide small sides so that they form with the large sides a 90° angle.


2

Set width as desired.

3

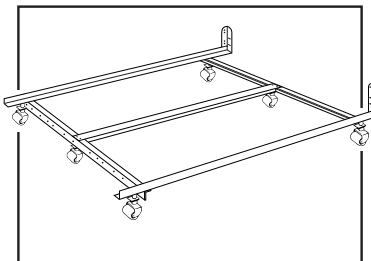
Make use of the adjustable key to screw on bolts tightly.

4



Put on plastic sockets and wheels.

5



Install center support(s) if included.

I
N
S
T
R
U
C
T
I
O
N
S